







Key:

-  Mains distribution Board
-  Double switched socket outlet low level. 500mm to ct unless stated otherwise
-  Wall switch
-  1500mm LED Light fittings
-  Emergency light fitting
-  2KW panel heaters

EXISTING SCHOOL BUILDING

PATH

Project
Classroom
Accommodation

Title
Plan Layout

Drawn: MJC Date 24/06/2020
Scale: 1:50 Drawing Size A3

By MJC Date 30.6.2020 Position of door moved to suit site



Drawing number EMB5417-01 Issue A